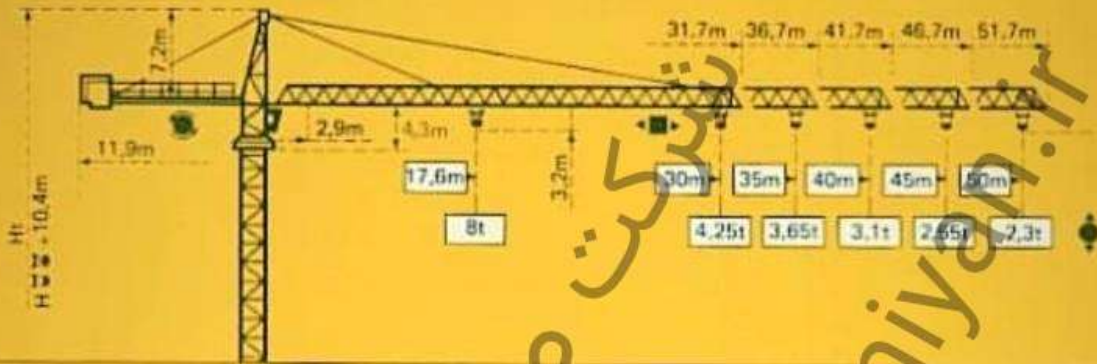


TOPKIT F2/23B

POTAIN 

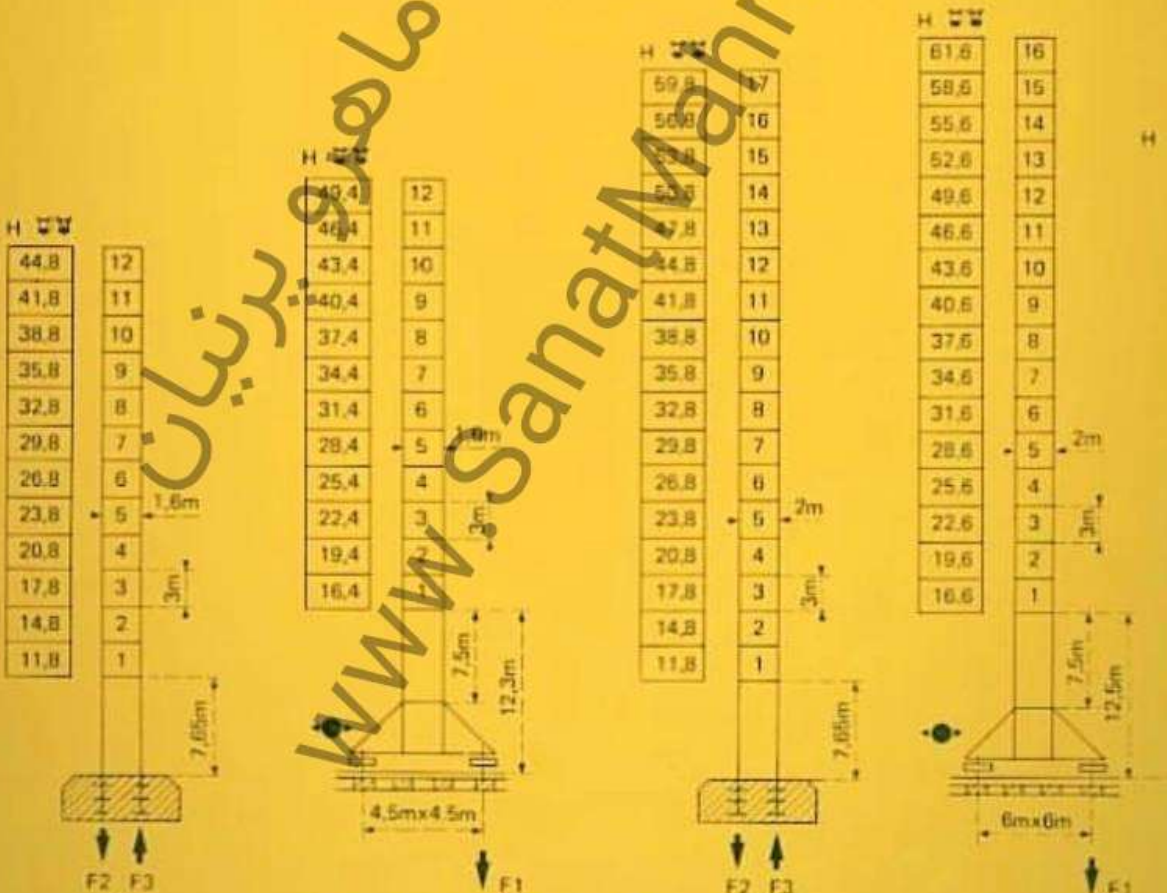
POTAIN TOPKIT F2 23B

Cotes Abmessungen Dimensions Dimensiones



Mâtère Mast Mast Mástil 1,6m x 1,6m	Mâtère Mast Mast Mástil 2,2m x 2m		
PA 452	SA 452	PA 664	VA 650


$$H_{\text{total}} = H_{\text{max}} + 0,7\text{m}$$




F = Réactions Eckdrücke Reactions Reacciones

F2	● 95t	■ 118t	F2	● 106t	■ 132t	F2	● 85t	■ 120t
F3	● 64t	■ 82t	F3	● 67t	■ 157t	F3	● 85t	■ 120t
41t		50t		55t		65t		

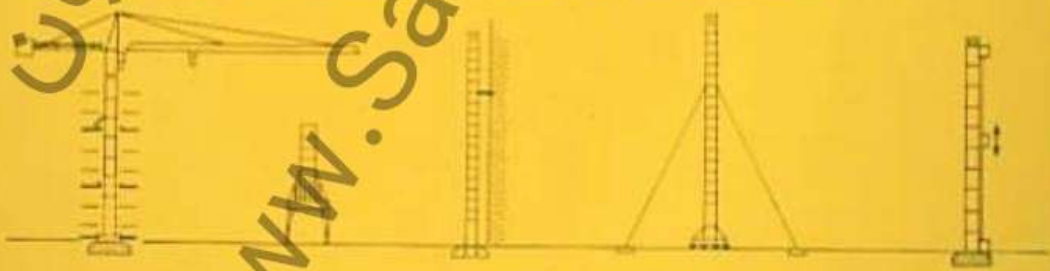
Courbes de charges Lastkurven Load curves Curvas de cargas

 Flèche Ausleger Jib Flecha




Autres implantations Aufstellmöglichkeiten
Mounting possibilities Otras implantaciones

Nous consulter
Auf Anfrage
Consult us
Consultarnos




H > H maxi : nous consulter

- En service
- Hors service

 A vide sans lest avec flèche et hauteur maximum.


H > H maxi : Auf Anfrage

- In Betrieb
- Ausser Betrieb

 Ohne Last und Ballast mit Maximalausleger und Maximalhöhe.


H > H maxi : consult us

- In service
- Out of service

 Without load and ballast with longest jib and maximum height.

H > H maxi : Consultarnos

- En servicio
- Fuera de servicio

 Sin cargas, sin lestre con flecha y altura máxima.

POTAIN TOPKIT F2 23B