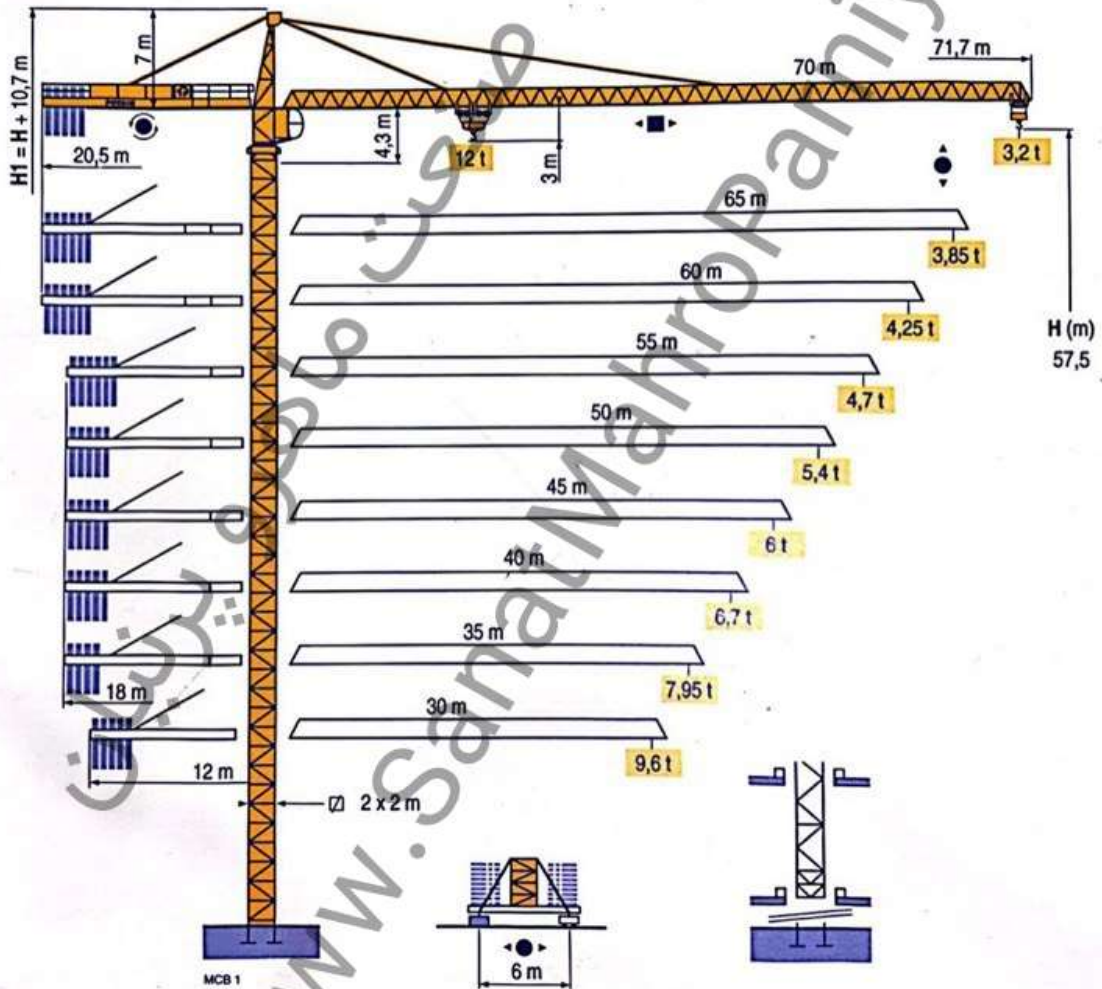


POTAIN 

MC 310 K12



TOPKIT

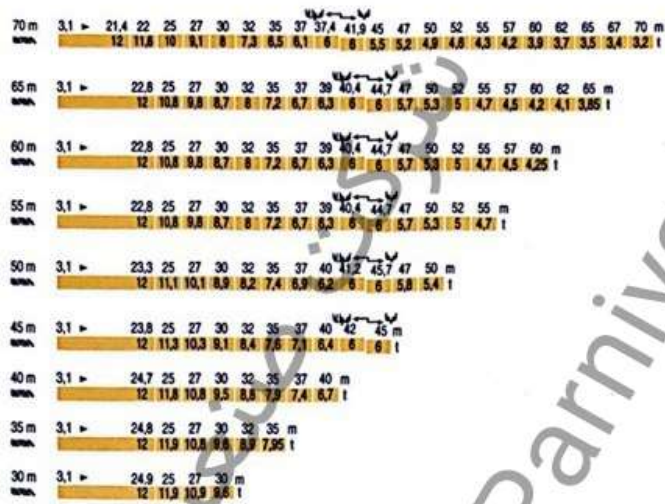
  FEM 1.001-A3
ISO 9001

 **Manitowoc**
Crane Group

CamScanner

Load diagrams

MC 31



Counter-jib ballast

MC 31

Crane height (m)	4 600 - 4 200 - 2 300 kg		4 200 - 700 kg	
	Counter-jib length (m)	Ballast weight (kg)	Counter-jib length (m)	Ballast weight (kg)
70 m	20,5 m	24 500	20,5 m	24 500
65 m	20,5 m	23 700	20,5 m	23 800
60 m	20,5 m	21 800	20,5 m	21 700
55 m	18 m	24 900	18 m	24 500
50 m	18 m	22 600	18 m	22 400
45 m	18 m	19 500	18 m	18 900
40 m	18 m	17 200	18 m	16 800
35 m	18 m	14 900	18 m	14 000
30 m	12 m	20 700	12 m	20 300

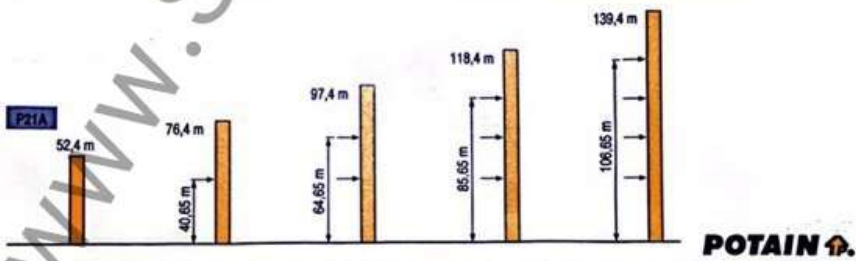
Base ballast

MC 31

Crane height (m)	Base ballast weight (t)
2 m	57,5
VB 21 A	54,5
	51,5
	48,5
	45,5
	42,5
	39,5
	36,5
	33,5
	30,5
	27,5
	24,5
	21,5

Anchorage

MC 31



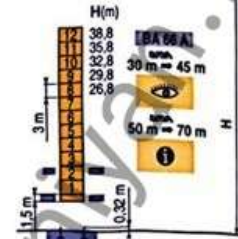
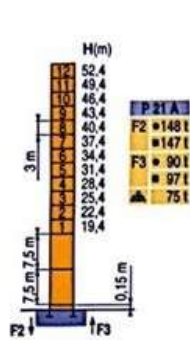
TOPKIT
MC 310 K12

- GB
- A Distance between collars
 - H1 Crane height
 - P Crane weight (in service)
 - R Horizontal reaction

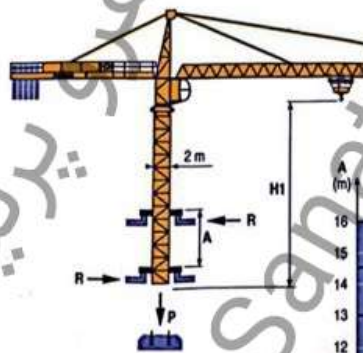
CamScanner

Masts /
Reactions
MC 1

□ 2 m
max.
30 m ⇒ 70 m

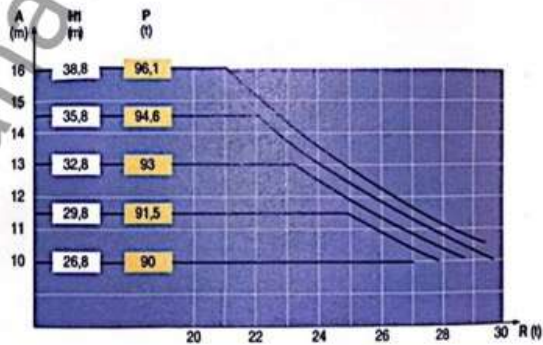
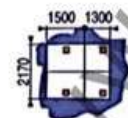


Climbing crane
MC 1



BA 66 A

max.
30 m ⇒ 45 m



TOPKIT
MC 310 K12

POTAIN

GB

- Reactions in service
- Reactions out of service
- ▲ Without load, ballast (or transport axes), with maximum jib and maximum height.
- i Consult us
- 👁 See climbing crane

CamScanner