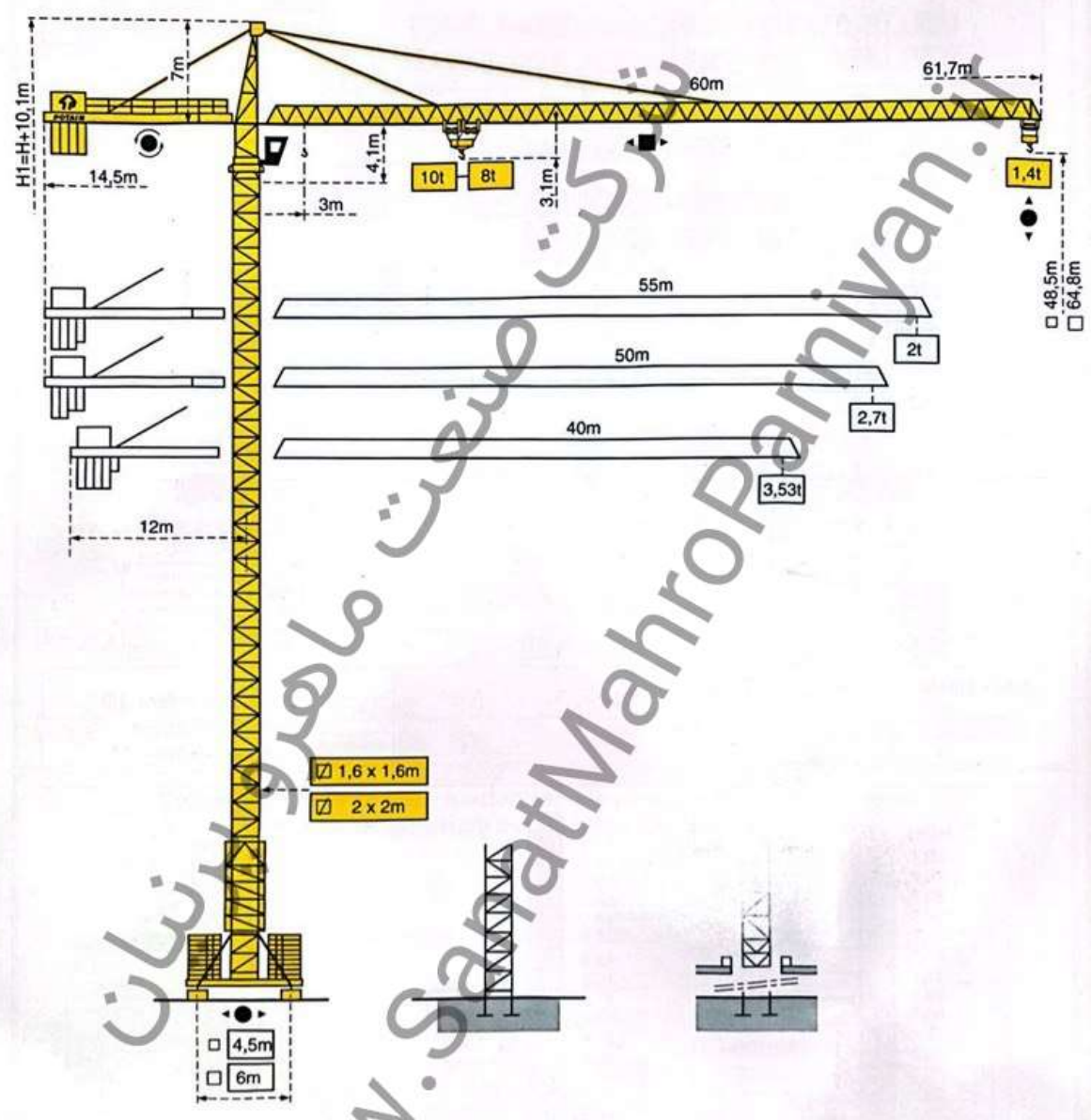


TOPKIT MC 180



TOPKIT MC 180

POTAIN 




CamScanner

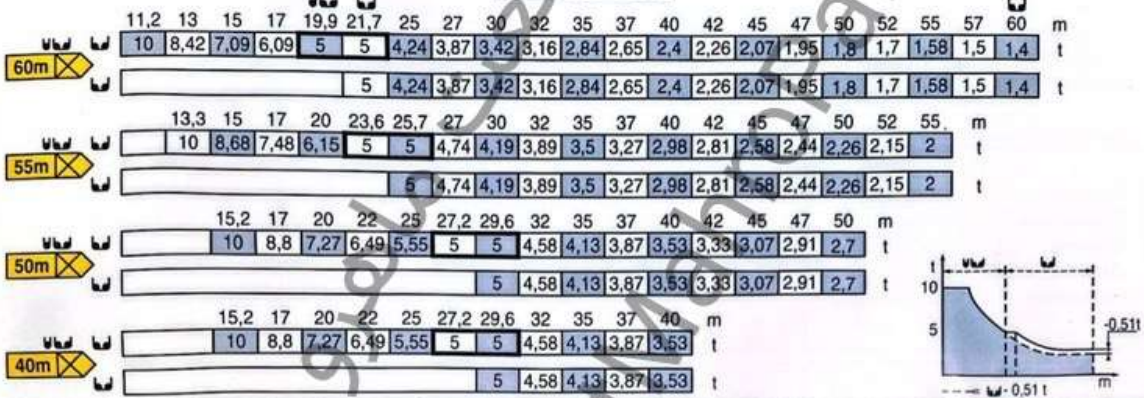
Flèche
Ausleger
Jib
Techa
Braccio

Courbes de charges - Lastkurven - Load diagrams - Curvas de cargas - Curve di carico

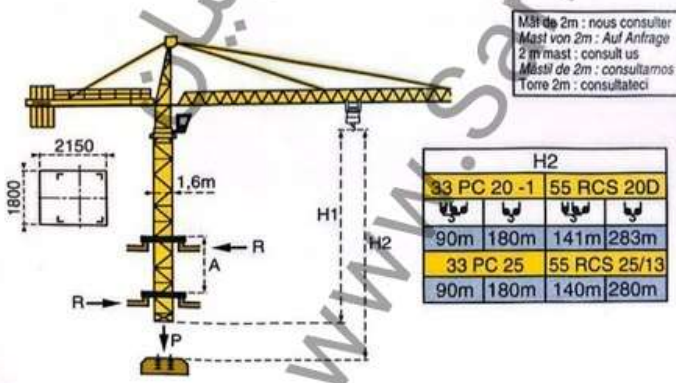
MC 180 8 T



MC 180 10 T

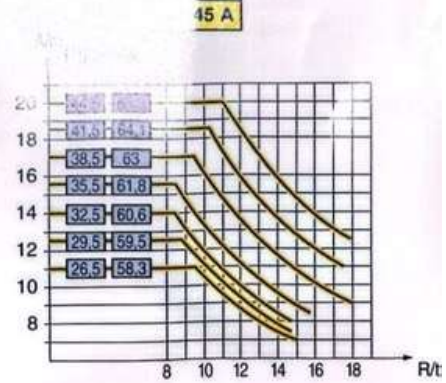


Télescopage sur dalles - Kletterkrane im Gebäude
Telescopage gruas trepadoras - Gruas in



Mástil de 2m : nous consulter
Mast von 2m : Auf Anfrage
2 m mast : consult us
Mástil de 2m : consultarnos
Torre 2m : consultateci

H2			
33 PC 20 -1	55 RCS 20D		
90m 180m	141m 283m		
33 PC 25	55 RCS 25/13		
90m 180m	140m 280m		



A Distance entre cadres / Abstand zwischen den Rahmen / Distance between collars / Distancia entre marcos / Distanza fra i telai
H1 Hauteur grue / Kranhöhe / Crane height / Altura grúa / Altezza gru
P Poids de la grue (en service) / Krangewicht (in Betrieb) / Crane weight (in service) / Peso de la grúa (en servicio) / Peso della gru (in servizio)
R Réaction horizontale / Horizontalkräfte / Horizontal reaction / Reacción horizontal / Reazione orizzontale

● En service / In Betrieb / In service / En servicio / In servizio
■ Hors service / Ausser Betrieb / Out of service / Fuera de servicio / Fuori servizio
⊕ A vide sans charge / Ohne Last und Ballast / Without load and ballast with longest jib and maximum height. / Sin carga, sin lastre con flecha y altura máxima. / A vuoto senza zavorra e con braccio massimo e altezza massima.

POTAIN TOPKIT MC 180

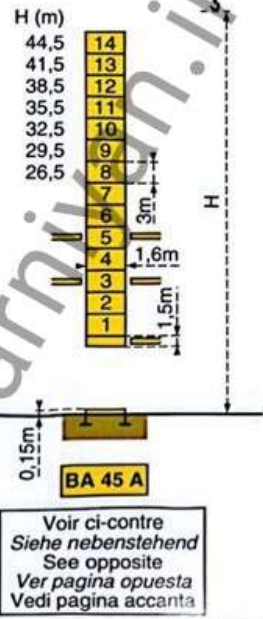
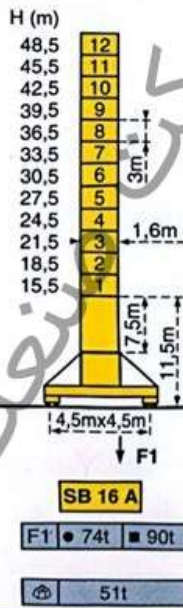
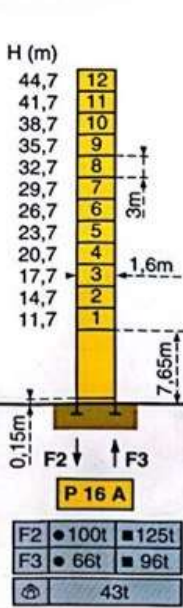
CamScanner

Mats - Maste - Masts - Mástil - Torre



1,6m

Flèche - Ausleger - Jib
Flecha - Braccio
40m ⇒ 55m

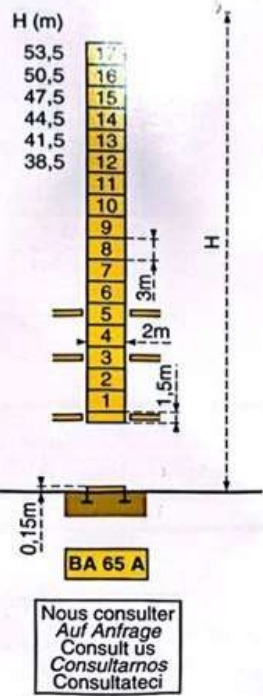
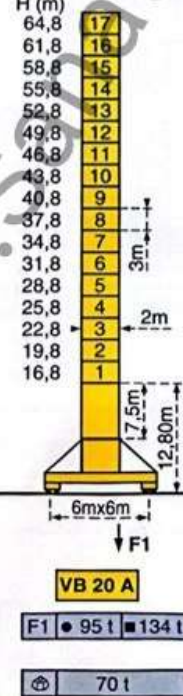
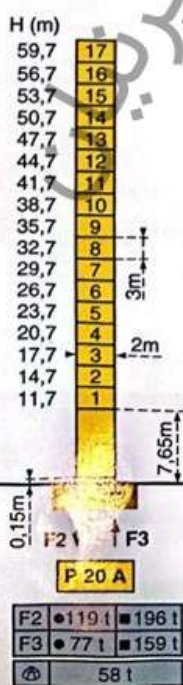


Mats - Maste - Masts - Mástil - Torre



2m

Flèche - Ausleger - Jib
Flecha - Braccio
40m ⇒ 60



F = Réactions - Fckdrücke - Reactions - Reacciones - Reazioni

CamScanner